


























| Mosmatic High Pressure Distributor Parts List 2004 | | | |
|---|-------------------------------|--|--|
| Part-No. | Description | | |
| SWIVELS | | | |
| DGS | | | |
| 30.051 | 1/4"NPTF-1/4"NPTM |  | |
| 30.052 | 1/4"NPTF-1/4"NPTF | | |
| 30.153 | 3/8"NPTF-3/8"NPTM | | |
| 30.154 | 3/8"NPTF-3/8"NPTF | | |
| DGL | | | |
| 31.051 | 1/4"NPTF-1/4"NPTM |  | |
| 31.153 | 3/8"NPTF-3/8"NPTM | | |
| 31.163 | 3/8"NPTF-G 3/8"M | | |
| DGV | | | |
| 32.551 | 1/4"NPTM-1/4"NPTM |  | |
| 32.552 | 1/4"NPTM-1/4"NPTF | | |
| 32.563 | 3/8"NPTM-3/8"NPTM | | |
| 32.564 | 3/8"NPTM-3/8"NPTF | | |
| DGG | | | |
| 33.051 | 1/4"NPTF-1/4"NPTM |  | |
| 33.063 | 1/4"NPTF-G 3/8"M | | |
| 33.153 | 3/8"NPTF-3/8"NPTM | | |
| 33.163 | 3/8"NPTF-G 3/8"M | | |
| DGR | | | |
| 34.211 | 1/2"NPTF-1/2"NPTM, INOX |  | |
| 34.311 | 3/4"NPTF-3/4"NPTM, INOX | | |
| 34.411 | 1"NPTF-1"NPTM, INOX | | |
| 34.511 | 1 1/2"NPTF-1 1/2"NPTM, INOX | | |
| 34.611 | 2"NPTF-2"NPTM, INOX | | |
| DGF | | | |
| 35.051 | 1/4"NPTF-1/4"NPTM |  | |
| 35.063 | 1/4"NPTF-G 3/8"M | | |
| 35.153 | 3/8"NPTF-3/8"NPTM | | |
| 35.163 | 3/8"NPTF-G 3/8"M | | |
| SWIVELS with Ceramic Seals | | | |
| DXL | | | |
| 36.051 | 1/4"NPTF-1/4"NPTM, Ceramic |  | |
| 36.153 | 3/8"NPTF-3/8"NPTM, Ceramic | | |
| 36.163 | 3/8"NPTF-G 3/8"M, Ceramic | | |
| DXG | | | |
| 37.051 | 1/4"NPTF-1/4"NPTM, Ceramic |  | |
| 37.063 | 1/4"NPTF-G 3/8"M, Ceramic | | |
| 37.153 | 3/8"NPTF-3/8"NPTM, Ceramic | | |
| 37.163 | 3/8"NPTF-G 3/8"M, Ceramic | | |
| DXF | | | |
| 38.051 | 1/4"NPTF-1/4"NPTM, Ceramic |  | |
| 38.063 | 1/4"NPTF-G 3/8"M, Ceramic | | |
| 38.153 | 3/8"NPTF-3/8"NPTM, Ceramic | | |
| 38.163 | 3/8"NPTF-G 3/8"M, Ceramic | | |
| 38.503 | 90°, M21x1.5M-G3/8"M, Ceramic | | |

| SWIVELS 90° | | | |
|-----------------------------------|--------------------------------------|--|--|
| | | WDG | |
| 40.021 | 1/4"NPTF-1/4"NPTM |  | |
| 40.032 | 3/8"NPTF-3/8"NPTM | | |
| 40.231 | 1/2"NPTF-1/2"NPTM | | |
| 40.502 | seal kit dual | | |
| | | WDR | |
| 41.261 | 1/2"NPTF-1/2"NPTM, INOX |  | |
| 41.361 | 3/4"NPTF-3/4"NPTM, INOX | | |
| 41.461 | 1"NPTF-1"NPTM, INOX | | |
| 41.561 | 1 1/2"NPTF-1 1/2"NPTM, INOX | | |
| 41.661 | 2"NPTF-2"NPTM, INOX | | |
| | | WDHL | |
| 43.059 | 3/8"NPTF-3/8"NPTM H=43 | call for more info | |
| 43.162 | 1/2"NPTF-1/2"NPTM | | |
| SWIVELS with Carbide Seals | | | |
| | | DYL | |
| 56.051 | 1/4"NPTF-1/4"NPTM, Carbide |  | |
| 56.153 | 3/8"NPTF-3/8"NPTM, Carbide | | |
| 56.163 | 3/8"NPTF-G 3/8"M, Carbide | | |
| | | DYG | |
| 57.051 | 1/4"NPTF-1/4"NPTM, Carbide |  | |
| 57.063 | 1/4"NPTF-G 3/8"M, Carbide | | |
| 57.153 | 3/8"NPTF-3/8"NPTM, Carbide | | |
| 57.163 | 3/8"NPTF-G 3/8"M, Carbide | | |
| | | DYF | |
| 58.051 | 1/4"NPTF-1/4"NPTM, Carbide |  | |
| 58.063 | 1/4"NPTF-G 3/8"M, Carbide | | |
| 58.153 | 3/8"NPTF-3/8"NPTM, Carbide | | |
| 58.163 | 3/8"NPTF-G 3/8"M, Carbide | | |
| 58.503 | 90°, M21x1.5M-G3/8"M, Carbide | | |
| | | DYT | |
| 59.051 | 1/4"NPTF-1/4"NPTM, Carbide |  | |
| 59.063 | 1/4"NPTF-G 3/8"M, Carbide | | |
| 59.153 | 3/8"NPTF-3/8"NPTM, Carbide | | |
| 59.163 | 3/8"NPTF-G 3/8"M, Carbide | | |
| 59.503 | 90°, M21x1.5M-G3/8"M, Carbide | | |
| FLAT SURFACE CLEANERS | | | |
| | | TC | |
| 19.514 | ø8" 1/4"NPTM, Toggle, Rim Guard |  | |
| 19.515 | ø12" 1/4"NPTM, Toggle, Rim Guard | | |
| 19.516 | ø8" 1/4"NPTM, Toggle, Brush | | |
| 19.517 | ø12" 1/4"NPTM, Toggle, Brush | | |
| 19.501 | ø30" Surface Cleaner, 4 Casters, DYT | | |
| 19.503 | ø21" Surface Cleaner, 4 Casters | | |
| 19.507 | ø21" Surface Cleaner | | |

| WALL CLEANERS | | TC | |
|----------------------------------|-----------------------------|--|--|
| 19.510 | ø8" 1/4"NPTM,Rim Guard |  | |
| 19.511 | ø12" 1/4"NPTM,Rim Guard | | |
| 19.512 | ø8" 1/4"NPTM,Brush | | |
| 19.513 | ø12" 1/4"NPTM,Brush | | |
| DUCT CLEANERS with Carbide Seals | | TYR-K2f (fixed) | |
| 81.405 | ø3" - 1/4" NPTF - 1/8"NPTF |  | |
| 81.406 | ø3" - 3/8" NPTF - 1/8"NPTF | | |
| 81.425 | ø6" - 1/4" NPTF - 1/8"NPTF | | |
| 81.426 | ø6" - 3/8" NPTF - 1/8"NPTF | | |
| 81.455 | ø12" - 1/4" NPTF - 1/8"NPTF | | |
| 81.456 | ø12" - 3/8" NPTF - 1/8"NPTF | | |
| 81.465 | ø16" - 1/4" NPTF - 1/8"NPTF | | |
| 81.466 | ø16" - 3/8" NPTF - 1/8"NPTF | | |
| 81.475 | ø12" - 1/4" NPTF - 1/8"NPTF | | |
| 81.476 | ø20" - 3/8" NPTF - 1/8"NPTF | | |
| 81.485 | ø24" - 1/4" NPTF - 1/8"NPTF | | |
| 81.486 | ø24" - 3/8" NPTF - 1/8"NPTF | | |
| | | TYR-K2s (adjustable) | |
| 81.505 | ø3" - 1/4" NPTF - 1/8"NPTF |  | |
| 81.506 | ø3" - 3/8" NPTF - 1/8"NPTF | | |
| 81.525 | ø6" - 1/4" NPTF - 1/8"NPTF | | |
| 81.526 | ø6" - 3/8" NPTF - 1/8"NPTF | | |
| 81.555 | ø12" - 1/4" NPTF - 1/8"NPTF | | |
| 81.556 | ø12" - 3/8" NPTF - 1/8"NPTF | | |
| 81.565 | ø16" - 1/4" NPTF - 1/8"NPTF | | |
| 81.566 | ø16" - 3/8" NPTF - 1/8"NPTF | | |
| 81.575 | ø12" - 1/4" NPTF - 1/8"NPTF | | |
| 81.576 | ø20" - 3/8" NPTF - 1/8"NPTF | | |
| 81.585 | ø24" - 1/4" NPTF - 1/8"NPTF | | |
| 81.586 | ø24" - 3/8" NPTF - 1/8"NPTF | | |
| | | TYR-K3f (fixed) | |
| 81.605 | ø3" - 1/4" NPTF - 1/8"NPTF |  | |
| 81.606 | ø3" - 3/8" NPTF - 1/8"NPTF | | |
| 81.625 | ø6" - 1/4" NPTF - 1/8"NPTF | | |
| 81.626 | ø6" - 3/8" NPTF - 1/8"NPTF | | |
| 81.655 | ø12" - 1/4" NPTF - 1/8"NPTF | | |
| 81.656 | ø12" - 3/8" NPTF - 1/8"NPTF | | |
| 81.665 | ø16" - 1/4" NPTF - 1/8"NPTF | | |
| 81.666 | ø16" - 3/8" NPTF - 1/8"NPTF | | |
| 81.675 | ø12" - 1/4" NPTF - 1/8"NPTF | | |
| 81.676 | ø20" - 3/8" NPTF - 1/8"NPTF | | |
| 81.685 | ø24" - 1/4" NPTF - 1/8"NPTF | | |
| 81.686 | ø24" - 3/8" NPTF - 1/8"NPTF | | |

| | | TYR-K3s (adjustable) | |
|---------------|-----------------------------|--|---------------------------------------|
| 81.705 | ø3" - 1/4" NPTF - 1/8"NPTF |  | |
| 81.706 | ø3" - 3/8" NPTF - 1/8"NPTF | | |
| 81.725 | ø6" - 1/4" NPTF - 1/8"NPTF | | |
| 81.726 | ø6" - 3/8" NPTF - 1/8"NPTF | | |
| 81.755 | ø12" - 1/4" NPTF - 1/8"NPTF | | |
| 81.756 | ø12" - 3/8" NPTF - 1/8"NPTF | | |
| 81.765 | ø16" - 1/4" NPTF - 1/8"NPTF | | |
| 81.766 | ø16" - 3/8" NPTF - 1/8"NPTF | | |
| 81.775 | ø12" - 1/4" NPTF - 1/8"NPTF | | |
| 81.776 | ø20" - 3/8" NPTF - 1/8"NPTF | | |
| 81.785 | ø24" - 1/4" NPTF - 1/8"NPTF | | |
| 81.786 | ø24" - 3/8" NPTF - 1/8"NPTF | | |
| | | TRR Wagon | |
| 81.902 | Wagon for TRR 12"-16" | | |
| 81.903 | Wagon for TRR 20"-24" | | |
| T-BARS | | | |
| | | TUA-h | |
| 86.805 | 4" - G3/8"F - 1/8"NPTF |  | T-Bars are available in 2" increments |
| 86.815 | 24" - G3/8"F - 1/8"NPTF | | |
| 86.820 | 4" - G3/8"F - 1/8"NPTF |  | |
| 86.830 | 24" - G3/8"F - 1/8"NPTF | | |
| 86.831 | 8"-8" - G3/8"F - 1/8"NPTF | | |
| 86.833 | 14"-8" - G3/8"F - 1/8"NPTF | | |
| 86.837 | 16"-10" - G3/8"F - 1/8"NPTF | | |
| 86.843 | 20"-14" - G3/8"F - 1/8"NPTF | | |
| | | TUA-f | |
| 87.807 | 8" - G3/8"F - 1/8"NPTF |  | T-Bars are available in 2" increments |
| 87.815 | 24" - G3/8"F - 1/8"NPTF | | |
| 87.822 | 8" - G3/8"F - 1/8"NPTF |  | |
| 87.830 | 24" - G3/8"F - 1/8"NPTF | | |
| 87.831 | 8"-8" - G3/8"F - 1/8"NPTF | | |
| 87.833 | 14"-8" - G3/8"F - 1/8"NPTF | | |
| 87.837 | 16"-10" - G3/8"F - 1/8"NPTF | | |
| 87.843 | 20"-14" - G3/8"F - 1/8"NPTF | | |
| | | TUA-w 1/4" | |
| 89.705 | 4" - G3/8"F - 1/4"NPTF |  | T-Bars are available in 2" increments |
| 89.715 | 24" - G3/8"F - 1/4"NPTF | | |
| 89.720 | 4" - G3/8"F - 1/4"NPTF |  | |
| 89.730 | 24" - G3/8"F - 1/4"NPTF | | |
| 89.731 | 8"-8" - G3/8"F - 1/4"NPTF | | |
| 89.733 | 14"-8" - G3/8"F - 1/4"NPTF | | |
| 89.737 | 16"-10" - G3/8"F - 1/4"NPTF | | |
| 89.743 | 20"-14" - G3/8"F - 1/4"NPTF | | |
| | | TUA-w 1/8" | |
| 89.805 | 4" - G3/8"F - 1/8"NPTF |  | T-Bars are available in 2" increments |
| 89.815 | 24" - G3/8"F - 1/8"NPTF | | |
| 89.820 | 4" - G3/8"F - 1/8"NPTF | | |
| 89.830 | 24" - G3/8"F - 1/8"NPTF | | |

| | | | |
|---|---------------------------------------|---|--|
| 89.831 | 8"-8" - G3/8"F - 1/8"NPTF |  | |
| 89.833 | 14"-8" - G3/8"F - 1/8"NPTF | | |
| 89.837 | 16"-10" - G3/8"F - 1/8"NPTF | | |
| 89.843 | 20"-14" - G3/8"F - 1/8"NPTF | | |
| Nozzles (Other versions or sizes upon request) | | | |
| 0002 | 1/8" MEG Nozzle 0° No. 02, stainless |  | |
| 0502 | 1/8" MEG Nozzle 5° No. 02, stainless | | |
| 1502 | 1/8" MEG Nozzle 15° No. 02, stainless | | |
| 2502 | 1/8" MEG Nozzle 25° No. 02, stainless | | |
| For pricing on items listed above please contact EDI DISTRIBUTORS at: 1-800-433-2033 | | | |